

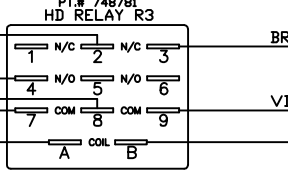
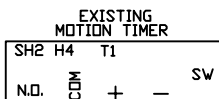
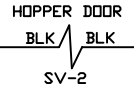
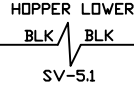
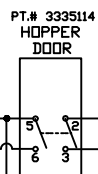
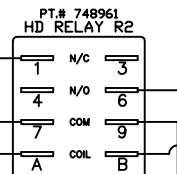
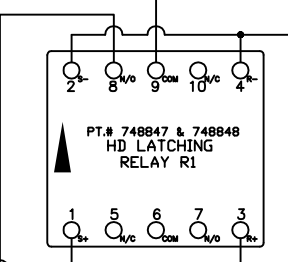
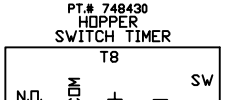
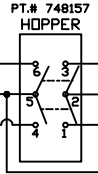
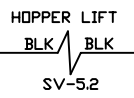
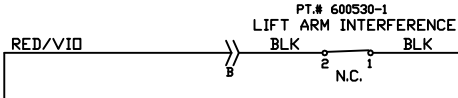
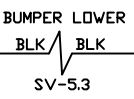
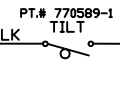
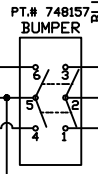
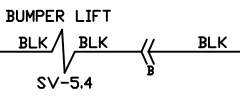
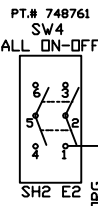
NAUTILUS HD

FUSE BLOCK BUS (S/RED)

FROM SH3 A6

PT.# 90286238

TB4



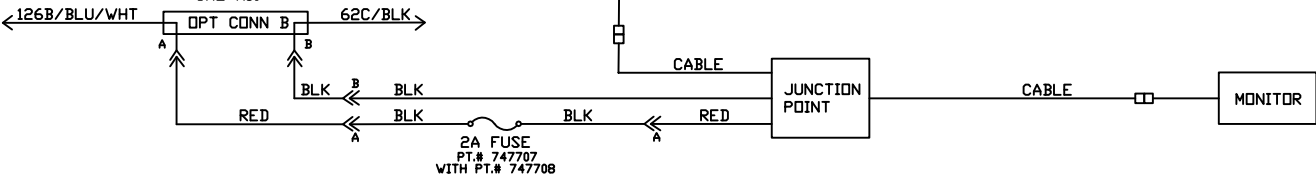
F10 15A FUSE OPTION

EXISTING 109C/RED/BLK SH2 H4

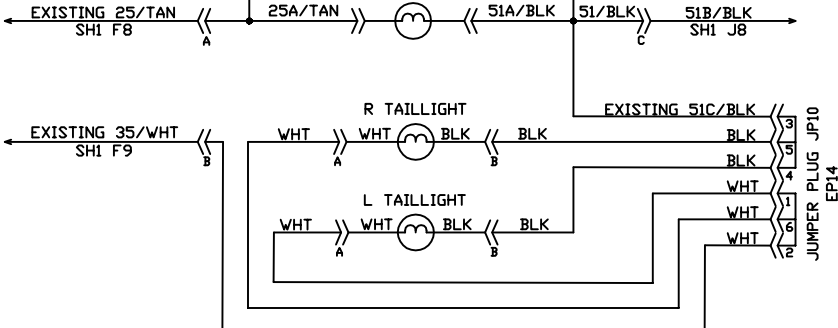
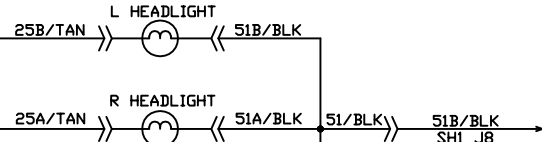
EXISTING ALL OFF SV-2

EXISTING 55A/BLK SH2 J4

PT.# 747052 OPT REAR VIEW CAMERA SH2 H10



2A FUSE PT.# 747707 WITH PT.# 747708



CONFIDENTIAL

THIS DRAWING AND ALL INFORMATION CONTAINED THEREIN ARE THE EXCLUSIVE PROPERTY OF MINUTEMAN INTERNATIONAL, INC. THIS DRAWING IS NOT TO BE COPIED OR OTHERWISE REPRODUCED WITHOUT EXPRESSED WRITTEN PERMISSION OF MINUTEMAN INTERNATIONAL, INC. IN ADDITION, THIS DRAWING MUST BE RETURNED UPON REQUEST. FURTHER, ALL INFORMATION CONTAINED HEREIN MUST BE MAINTAINED CONFIDENTIAL.

TITLE		NAUTILUS PT. TO PT. DIAGRAM		SCALE	NTS
MATERIAL		N/A		FINISH N/A	
TOLERANCES (UNLESS OTHERWISE SPECIFIED)		REMOVE BURRS AND BREAK SHARP EDGES .005/.020			
0-1"	± 1/16	.000 ± .005	SIZE	DRAWN BY	DATE
>1-12"	± 1/4"	.00 ± .010	B	MB	12/20/13
<12"	± 1/2"	ANGLES ± 30'	CHECKED BY	JWP	DATE
REV		E.C.N.	DATE	CHANGE	BY
H		MIN-13575	10/02/17	ADD BLUE LIGHTS & REAR VIEW CAMERA	KHH JWP
G		MIN-13523	07/28/17	ADD DRY SWEEP OPT & UPDATE LATCH RELAY	KHH JWP
F		MIN-13367	11/11/16	ADD MTR PMP OPTION, ADD SHEET 5	KHH JWP
E		MIN-13227	04/25/16	ADD PARK LT, HD WIRE COLD, SW9	KHH JWP

14N845 U.S. ROUTE 20
PINGREE GROVE, IL 60140

P.N. 748992

SHEET 4 OF 5